

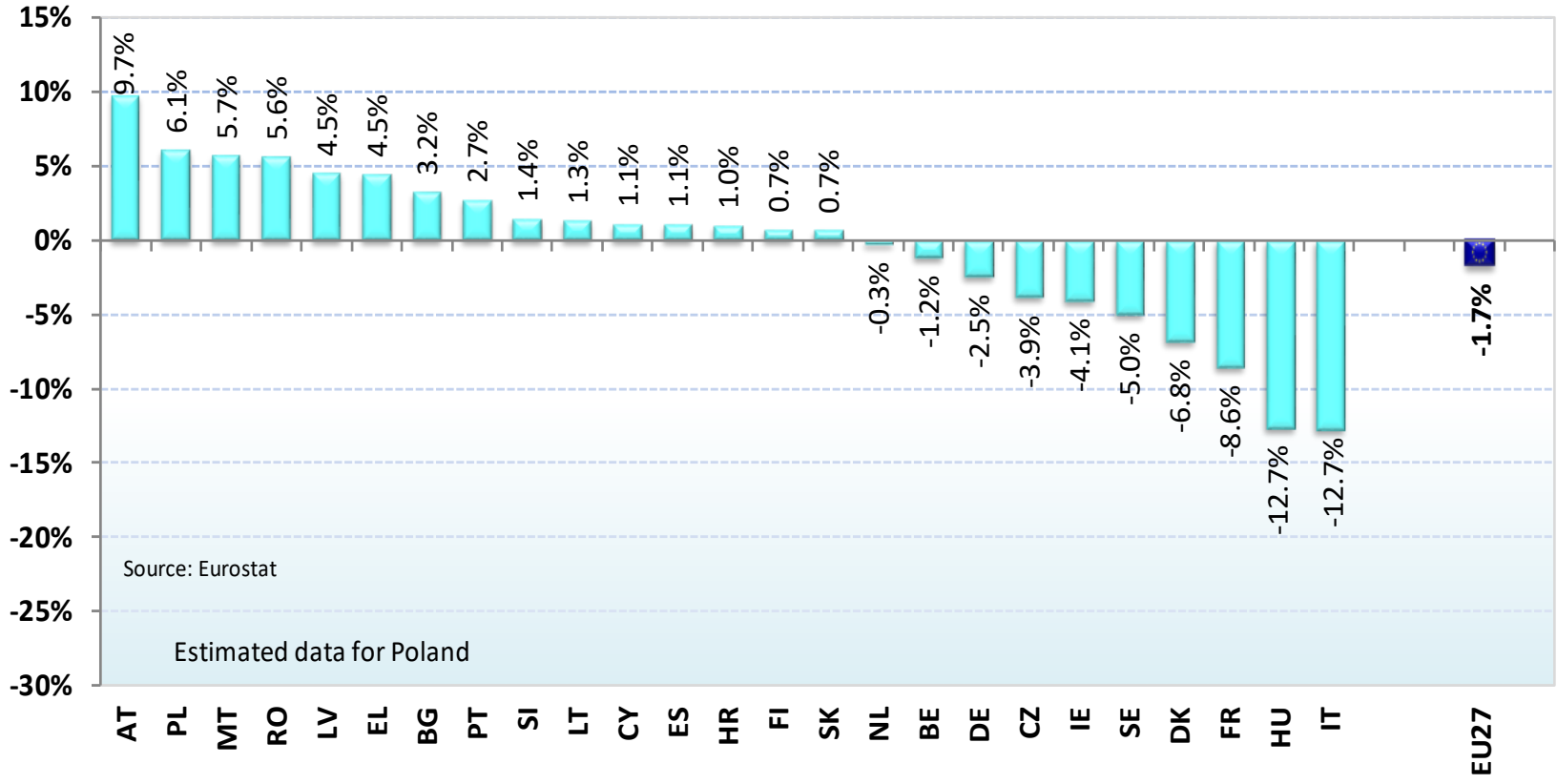
EU Market Situation for Poultry



Expert Group for Agricultural Markets
22 February 2023

PRODUCTION

**Change in Poultry Meat Production in %
2022/2021 (up to November)**



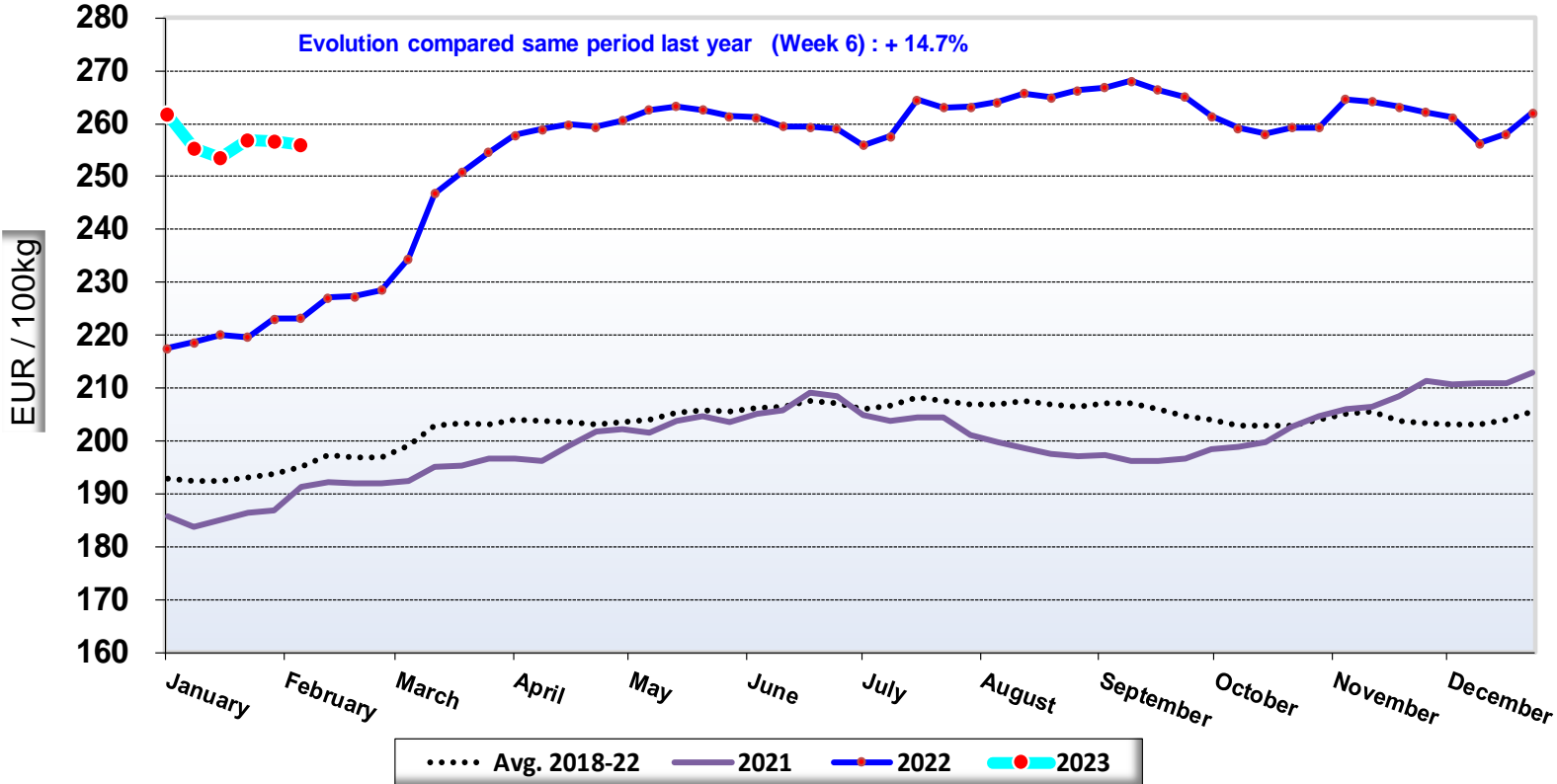
22 February 2023

PRICES

EU EVOLUTION BROILER

Evolution of the weekly EU* average price for **Broiler**

Latest price ==> 256.02 EUR/100 kg



Source: MS notifications (Commission Implementing Regulation (EU) 2017/1185)

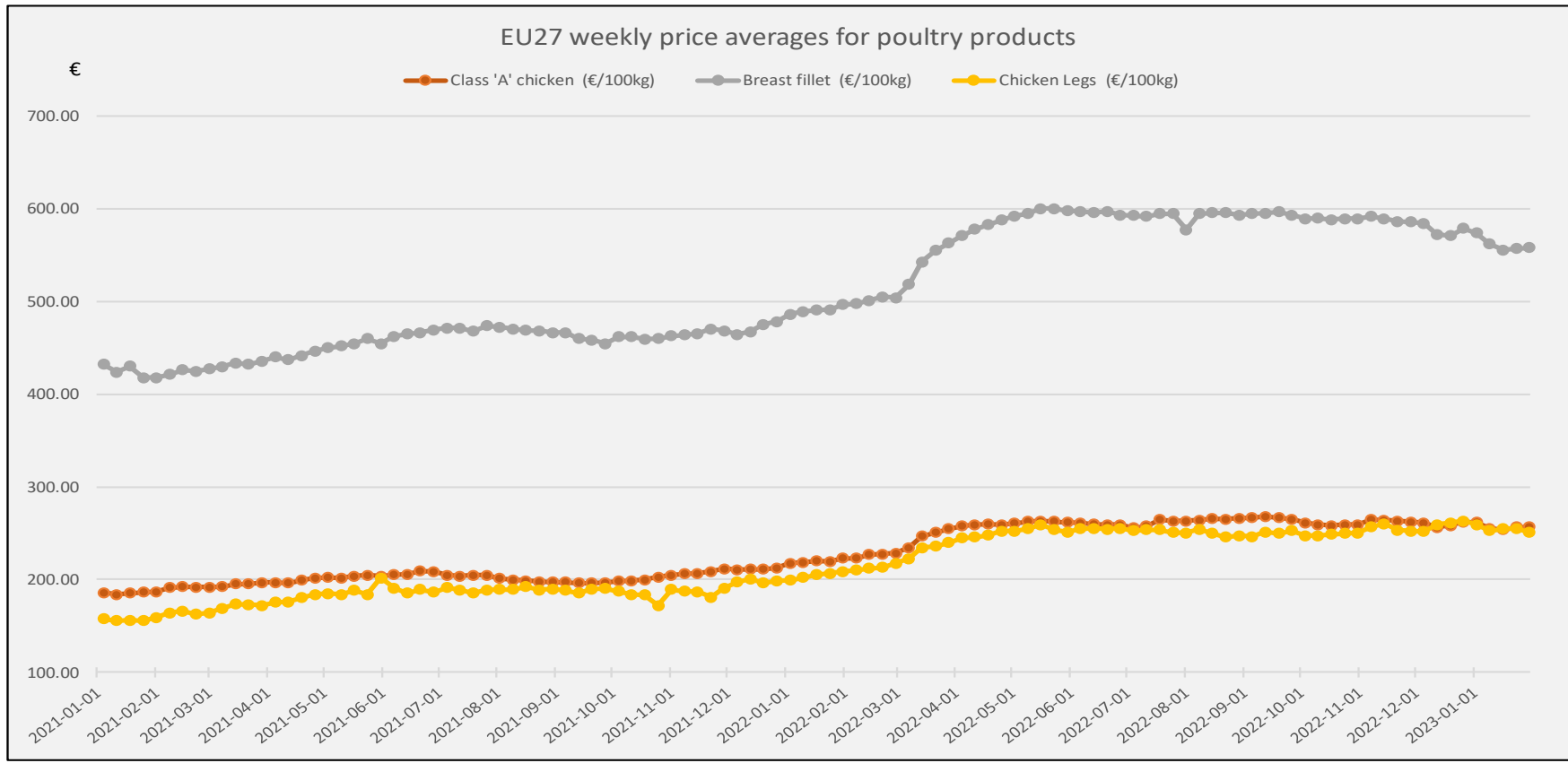
* EU without UK

22 February 2023



Weekly prices of poultry products

Week - 5 EU27 weekly price averages for poultry products



Week - 5	Class 'A' chicken	Breast fillet	Chicken Legs
EU27	256.69	558.14	250.70

Source: MS notifications (Commission Implementing Regulation (EU) 2017/1185)

! Prices reported by MS are preliminary and may be subject to change !

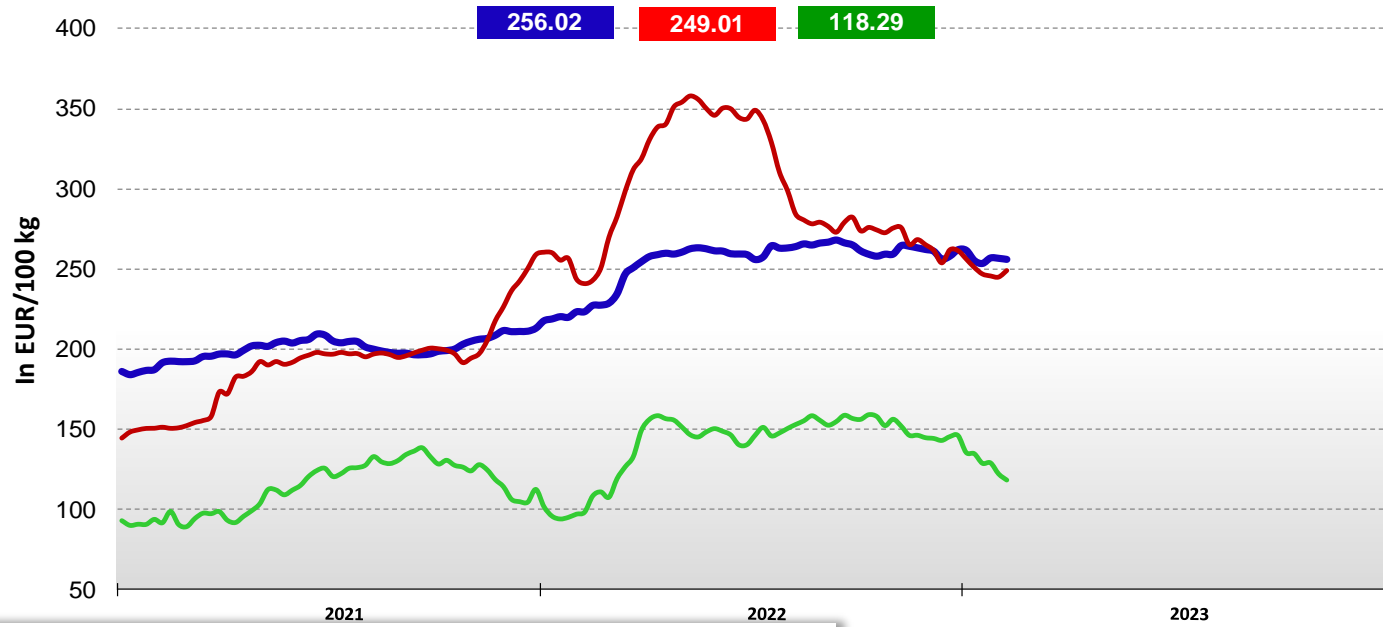
22 February 2023



PRICES

EU EVOLUTION BROILER

Broiler prices in EU, USA and Brazil



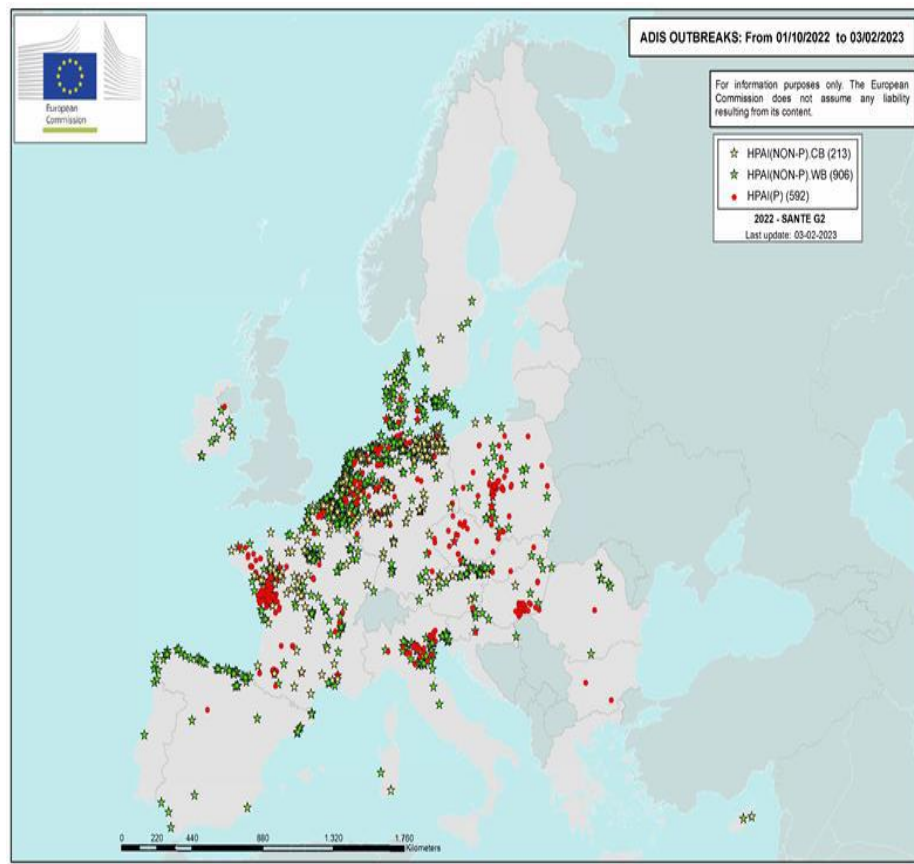
Sources : EU = weighted average of country prices - Broiler 65%
US = weekly USDA prices - Fresh chicken grade A ,Chicago
BR = CEPEA/ESALQ chilled chicken prices - São Paulo State

— EU — US — BR

22 February 2023



Highly pathogenic avian influenza (HPAI)



Avian influenza situation updates available at:
https://ec.europa.eu/food/animals/animal-diseases/control-measures/avian-influenza_en

Third countries currently imposing import bans on EU poultry due to HPAI outbreaks:

Country-wide bans:

- the Philippines, South Korea, Japan, Thailand, China
- South Africa, Morocco
- Kuwait, the United Arab Emirates

Regionalisation accepted (either for all MSs or to some MSs – either for all or some products):

- Kyrgyzstan, Kazakhstan, the United Arab Emirates
- North Macedonia, Turkey
- Thailand, Japan

EU-27 Exports of poultry meat to selected destinations (including UK)

In Tons of Carcase Weight

	2020		2021		Jan to Nov 2022		Compared to Jan to Nov 2021
	Tons	% Extra EU	Tons	% Extra EU	Tons	% Extra EU	
United Kingdom	810,964	32%	725,612	32%	703,805	37%	+7%
Ghana	213,840	8%	228,123	10%	147,607	8%	-31%
Congo (Dem. Rep.)	101,987	4%	139,852	6%	115,887	6%	-10%
Ukraine	145,871	6%	162,272	7%	97,543	5%	-35%
Saudi Arabia	74,407	3%	58,457	3%	69,230	4%	+31%
Benin	61,472	2%	64,358	3%	58,493	3%	-2%
Angola	19,372	1%	22,739	1%	38,756	2%	+++
Congo	28,551	1%	30,303	1%	32,709	2%	+22%
Cuba	55,039	2%	11,056	0%	32,065	2%	+++
Gabon	38,164	2%	39,845	2%	31,344	2%	-15%
Uzbekistan	15,520	1%	32,390	1%	31,302	2%	+11%
Other Destinations	954,856	38%	737,485	33%	544,537	29%	-20%
Extra-EU	2,520,043		2,252,493		1,903,277		-7.8%
% Change				-11%			

22 February 2023

EU-27 Imports of poultry meat from selected origins

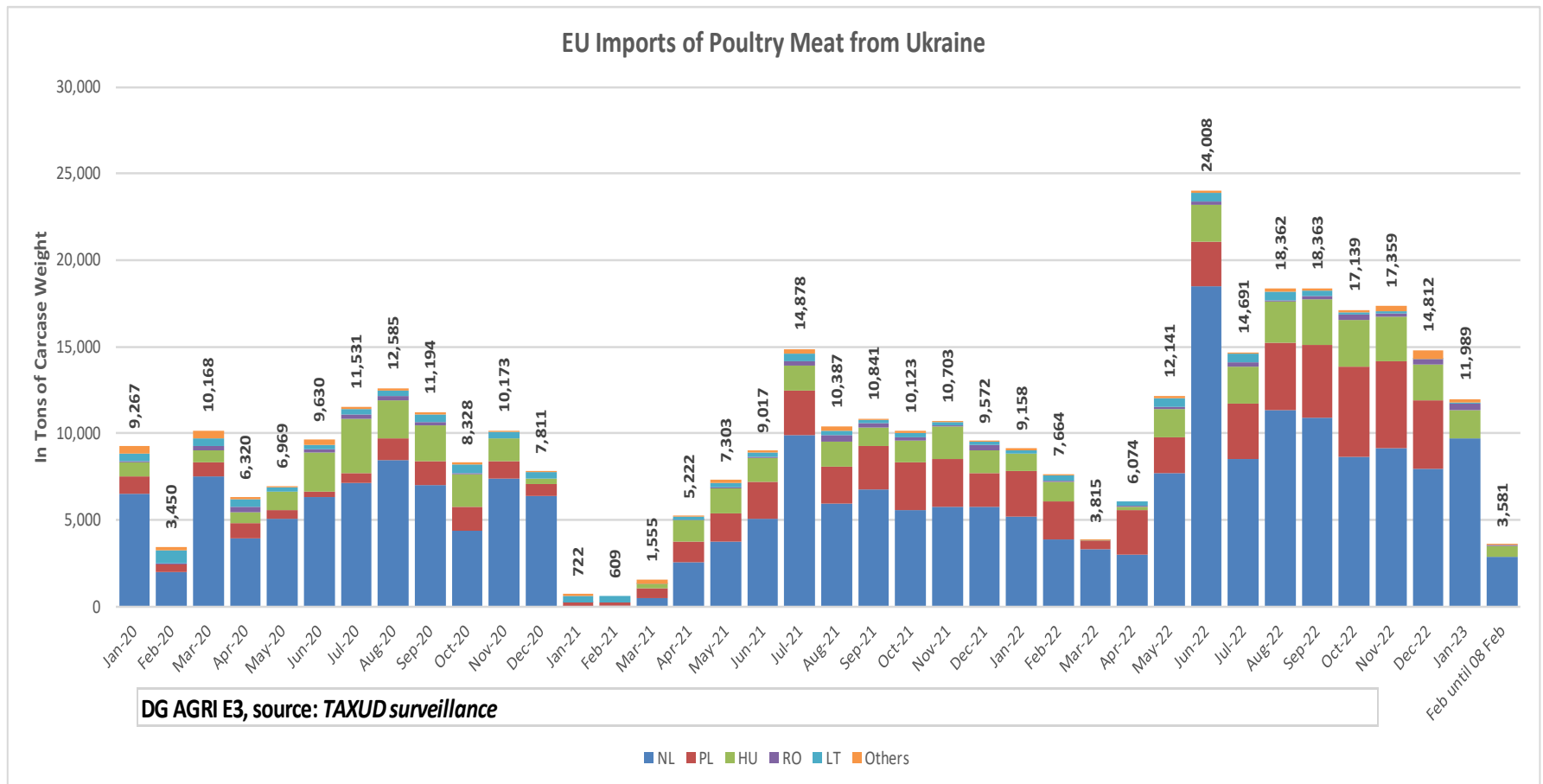
(including UK)

In Tons of Carcase Weight

	2020		2021		Jan to Nov 2022		Compared to Jan to Nov 2021
	Tons	% Extra EU	Tons	% Extra EU	Tons	% Extra EU	
Brazil	227,738	28%	251,902	32%	291,347	36%	+24%
United Kingdom	293,856	37%	274,667	34%	201,233	25%	-21%
Ukraine	108,669	14%	102,892	13%	152,132	19%	+63%
Thailand	131,374	16%	130,658	16%	129,477	16%	+5%
China	17,017	2%	20,916	3%	30,948	4%	+65%
Argentina	3,273	0%	3,151	0%	3,694	0%	+46%
Bosnia-Herz.	979	0%	1,608	0%	2,808	0%	+82%
Switzerland	2,327	0%	2,310	0%	2,098	0%	+3%
Norway	1,392	0%	2,508	0%	2,025	0%	-15%
Tunisia	1,444	0%	1,840	0%	1,681	0%	-4%
Israel	1,132	0%	807	0%	512	0%	-32%
Other Destinations	15,512	2%	3,813	0%	1,761	0%	-53%
Extra-EU	804,714		797,071		819,714		+11.0%
% Change				-1%			

22 February 2023

EU-27 Imports of poultry meat from Ukraine



Where to find information

- **Poultry overview:**
- https://ec.europa.eu/info/food-farming-fisheries/animals-and-animal-products/animal-products/poultry-meat_en
- **Poultry market monitoring:**
- https://ec.europa.eu/info/food-farming-fisheries/animals-and-animal-products/animal-products/poultry-meat_en#marketmonitoring
- **Poultry dashboard:**
- https://ec.europa.eu/info/sites/info/files/food-farming-fisheries/farming/documents/poultry-meat-dashboard_en.pdf
- **Poultry and eggs data portal:**
- <https://agridata.ec.europa.eu/extensions/DataPortal/eggs-and-poultry.html>



© European Union 2020

Unless otherwise noted the reuse of this presentation is authorised under the [CC BY 4.0](https://creativecommons.org/licenses/by/4.0/) license. For any use or reproduction of elements that are not owned by the EU, permission may need to be sought directly from the respective right holders.

22 February 2023